



SUPER CARRY

A POWERFUL MINI TRUCK



Specifications	
Engine	DDIS Diesel Engine BS - IV
Maximum Power	24 kW @ 3500 rpm
Maximum Torque	75 Nm @ 2000 rpm
Displacement	793 cc
Cylinder System	DOHC
Fuel Distribution	Direct Injection 4 Stroke
Transmission	
Type	5MT
Gearbox	5 Forward and 1 Reverse
Clutch	Single Plate Dry Friction
Brake	
Brake Control Valve	LSPV
Front	Ventilated Disk
Rear	Drum Brake
Suspension and Steering	
Front	Mc Pherson Strut with Coil Spring
Leaf Spring	Leaf Spring with Rigid Axle
Steering	Manual - Rack and Pinion Gear
Wheel and Tyre	
Tyre	145 R12 LT8PR
Measurements	
Length	3800 mm
Width	1562 mm
Height	1868 mm
Wheel Base	2110 mm
Front Track	1345 mm
Rear Track	1330 mm
Length of Deck	2183 mm
Breadth of Deck	1488 mm
Height of Deck	300 mm
Minimum Ground Clearance(Unladen)	160 mm
Turning Radius	4.3 m
Performance	
Top Speed	80 km/h
Gradeability	34%
Weight	
GWW	1600 kg
Kerb	860 kg
Payload	740 kg
Capacity	
Seating Capacity	Driver+1
Fuel Tank	30 Litre

Equipment List	
Exterior	
Tailgate Opening Function with Handle	S
Tailgate Chain	S
Front Wiper (2- Speed)	S
ORVM (Driver and Co-Driver)	S
Spare Tyre	S
Rope Hooks	S
Mud Flap	S
Rear Fender	S
Interior (Comfort, Convenience & Utility)	
Cabin Main Light (2 - Position)	S
Sun Visor	S
Driver Side Pocket	S
Sliding Back Window	S
Assist Grip (Driver & Co-driver)	S
Bottle Holder	S
Instrument Panel Upper Tray (2 Nos.)	S
12V Accessory Socket	S
Floor Carpet	S
3-Spoke Steering Wheel	S
Sliding Driver Seat	S
Safety Features	
Seat Belts (Retractable)	S
Locking Glove Box (with Key)	S
Headlamp Levelling	S
Steering Lock	S
Reflective Tape (Front/Rear)	S
Reflector Front (white)	S
Reflector Rear (red)	S
First-Aid Kit	S
Warning Triangle	S
Hazard Lamp	S
Front Disc Brake	S
Brake LSPV	S
Stepney Lock Provision	S
Battery Lock Provision	S
S:Standard	



Dealer Stamping Area




For more details contact | Toll free No: 1800 102 1800, 1800 1800 180

Maruti Suzuki India Limited, reserves the right to change without notice, prices, colours, equipments specifications, variants and also to discontinue models. Accessories and features shown in the pictures may not be part of standard equipment, and will differ according to the variant. For variant-specific features, refer to the equipment list. Colours shown may vary from actual body colours due to printing on paper.


MARUTI SUZUKI INDIA LTD., Plot No. 1, Nelson Mandela Road, Vasant Kunj, New Delhi - 110070, Tel. 011-46781000.

*Fuel Efficiency as certified by test agency under rule 115 of the CMVR, 1989.



A powerful engine to keep you moving forward.

- 2 Cylinder, 793cc Turbo-charged diesel engine
- Higher load carrying capacity
- Better pick-up (Higher torque at lower rpm - 75Nm @2000rpm)
- 24KW @3500 RPM
- Higher top speed of 80 km/h



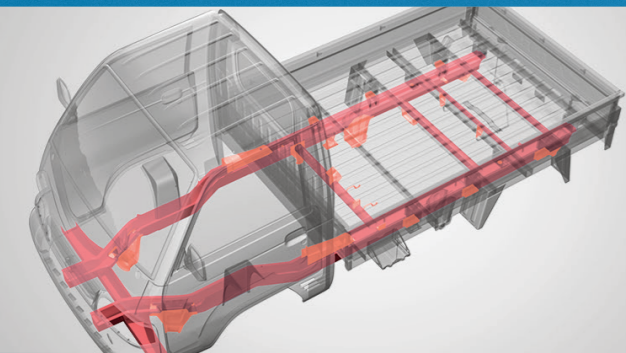
DDiS
Turbo Charged diesel engine

A large 3.25 m² deck to maximize loading capacity **(2183 X 1488 X 300 mm)**



Extra comfortable, even work feels pleasant.

- Easily adjustable driver's seat
- Best in class interiors with single long seat
- Special heat resistant seats that do not let the engine's heat effect the driver



Strong chassis frame made from rust resistant steel.

Great mileage, to always keep you going.

- Great mileage of 22.07 km/l
- 5 speed transmission



*Fuel Efficiency as certified by test agency under rule 115 of the CMVR, 1989.



1868 mm

2110 mm

Longer wheel base for added stability

Easy handling, even with heavy loading.

- Straight drive with a stable steering wheel
- Specially designed, new and sturdy supreme strut
- Sturdy leaf spring suspensions for more stability

